



Comparative assertion on climate change impacts of packaging solution for food end use application

Technical background report

Metsä Board Corporation

By:

Lari Oksala, Sustainability Manager

Tuula Kerkkänen, Product Safety Specialist

Verified by IVL Swedish Environmental Research Institute

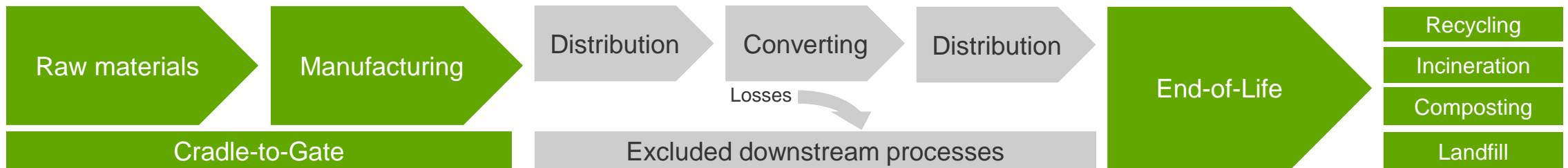
16.12.2024



Goal and scope

Objective	Comparative assertion on climate change impacts of packaging solution for food end use application.
Product system / functional unit	1 package with comparative cross direction stiffness properties
System boundary	Cradle-to-Gate + End-of-Life (based on equal EoL scenario for all packaging solutions)
Assumptions and limitations:	<p>Comparative assertions excludes transportation of paperboard to converting and packaging line as well as related converting processes. Converting processes are assumed to be equal between packaging solutions.</p> <p>Packaging solution made of Metsä Board's paperboard is compared to generic datasets which aim to represent corresponding product in European market. The climate impact of Metsä Board's paperboard is derived from LCA's following EPD International PCR 2010:14 Processed paper and paperboard (3.1). Comparisons are not made between individual suppliers of these paperboards and thus the results would differ depending on the supplier.</p>
Impact Assessment	Impact assessment is based on EF3.1 methodology of Climate Change - Total

System boundary



Standards, tools and methodologies used

Metsä Board assess the life cycle impacts of our paperboards following EPD International PCR 2010:14 Processed paper and paperboard (3.1) which are in conformity with ISO 14040(2006) and ISO 14044 (2006).

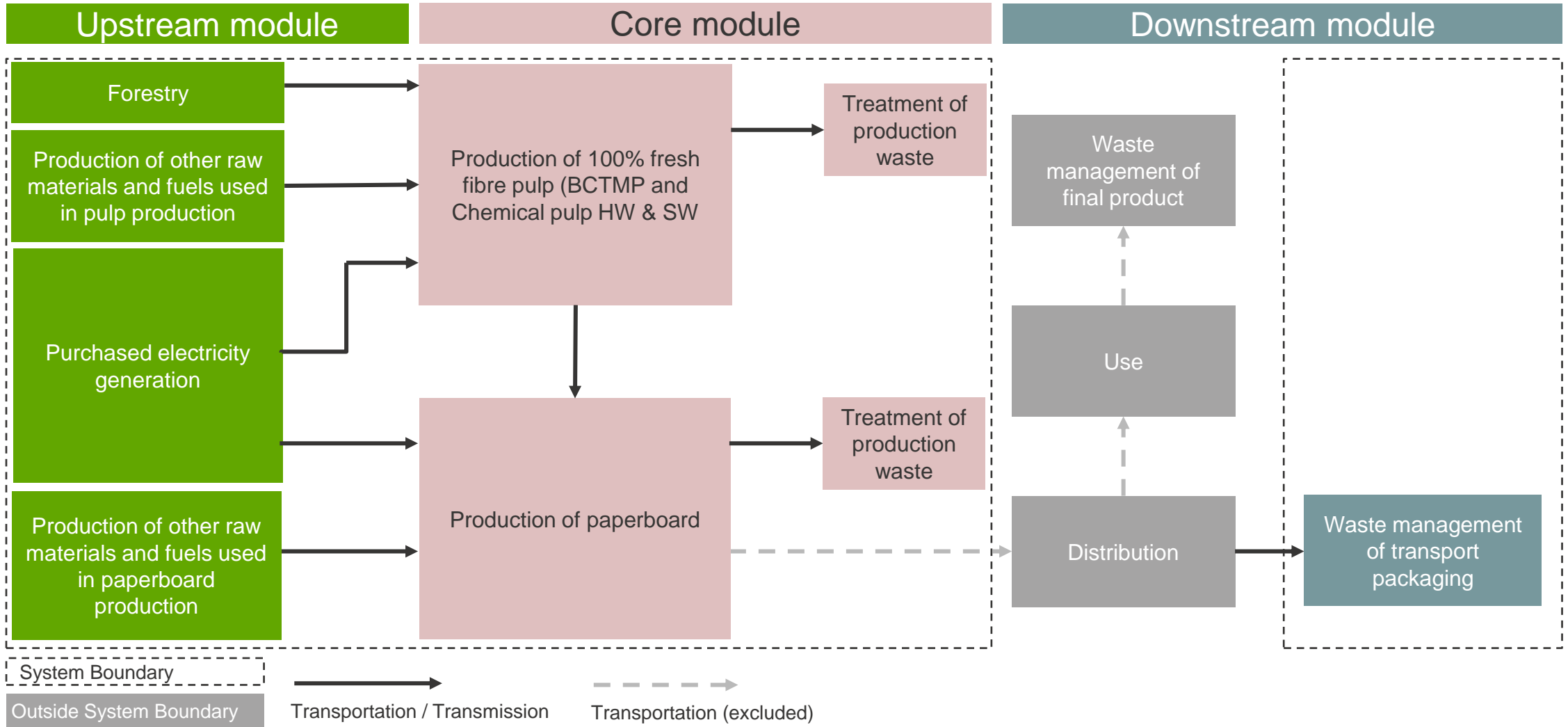
For comparative assertions we use a third party verified Sphera's LCA for Packaging software (<https://sphera.com/sustainable-packaging-calculator/>) which methodological requirements are equally in conformity with the ISO standards. The purpose of this calculator is to create life cycle assessments of packaging solutions and compare them with alternative designs and materials.

System boundaries used in comparison are cradle-to-gate + end-of-life. Cradle-to-gate assessment excludes distribution and converting phase of packaging and focuses solely on the impacts of different materials used in packaging solutions. The reason for this is that the converting phase is assumed to be equal for all studied cartons and emphasis is put into the paperboard material itself. Jurisdictional waste statistics (Europe) are used when assessing end-of-life impacts.

Description of Life Cycle Inventory (LCI)

	Metsä Board	White-lined Chipboard
LCI data	Following EPD International PCR 2010:14 Processed paper and paperboard (3.1) MetsäBoard Prime FBB EB MetsäBoard Classic FBB	Sphera LCA for Packaging RER: White-lined chipboard (WLC), integrated mill, cut-off
System boundary	Cradle-to-gate	Cradle-to-gate
Data sources	Primary data: pulp and paperboard processes Secondary data: forestry and raw material production Third-party verified mother EPD: S-P-09340	100% generic secondary data Inventories are mainly based on literature (published between 1994 and 2018) with up-to-date background datasets. Overall data quality is evaluated as good and is thus considered representative of European market.
Time representativeness	2023 (annual average)	2022 (annual average)
Geographical representativeness	Finland (Europe)	Europe
Electricity mix	Market-based	Location-based (Europe). Conservative approach compared to market-based residual mix which would result in higher climate impact.
Technological representativeness	Coated paperboard used for chocolate and confectionery, foods, healthcare, graphic applications, beautycare, consumer electronics	White lined chipboards are used for applications such as cereals and dry food, frozen and chilled food, detergent powders, confectionary outers, toiletries, household goods, electrical and engineering products, car spares, toys and games.
Cut-off	Coverage of at least 99 % of mass and energy of the input and output flows.	Coverage of at least 95 % of mass and energy of the input and output flows, and 98 % of their environmental relevance (according to expert judgement).
End-of-Life	End-of-life impacts are the same for all studied paperboard grades. Packaging: 75% recycled, 10% incinerated, 8% composted, 7% landfilled.	

System boundaries applied for Metsä Board



Functional unit (paperboard quality parameters)

- Functional unit: packaging solution with similar CD (cross direction) stiffness
 - Paperboard stiffness correlate well runnability and conversion ability of carton making processes and also it's important property of final packaging rigidity. (Source: Levlin, J-E. and Söderbjelm, L. *Pulp and Paper Testing*, p. 218 and Järvi-Kääriäinen, T. and Ollila, M. *Toimiva pakkaus*, p. 131)
 - Commonly FBB (folding boxboard) has higher stiffness properties than WLC (white lined chipboard)
 - According to publicly available technical specification sheets on paperboards on the market we see that similar stiffness properties can be achieved with our paperboards with 25-36% lighter grammage compared to WLC
 - Other than technical aspects which impact material selection: Brand image, availability and price of the material, brand owners' sustainability targets

EF3.1 Climate Change – Total

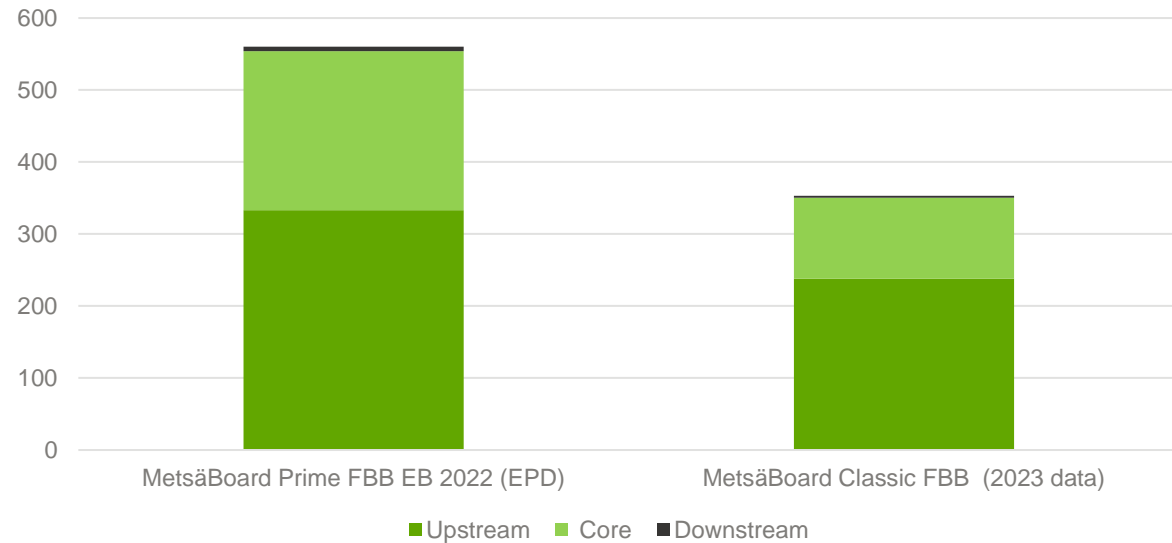
Global warming potential (GWP) over a 100-year time horizon based on IPCC 2021 (Forster et al., 2021) as implemented by PEF

- The global warming potential is calculated in carbon dioxide equivalents (CO₂-Eq.). This means that the greenhouse potential of an emission is given in relation to CO₂
- The indicator is calculated for a 100-year time horizon and represents the sum of the different contributions of the chemical's global warming potentials. This impact category only includes biogenic origin carbon when re-released in the form of other greenhouse gases such as methane, but uptake of CO₂ during the plant's growth and release of the same at the End of Life are not considered (0/0 approach to biogenic CO₂)
- Packaging products are typically a fast-moving consumer goods and therefore any biogenic carbon sequestered during biomass growth in plant-based products such as paperboard, will be re-released at end-of-life. An exception to this is when paperboard is landfilled. Landfilling of paperboard can create biogenic carbon sink but is likely to cause methane emissions contributing to climate change. This is accounted for.

Carbon footprint assessments

Climate change impact of Metsä Board's paperboards following PCR 2010:14 Processed paper and paperboard (3.1)

EF 3.1 Climate Change (kgCO₂e/t) - Total



Climate impact comparison includes Metsä Board grades MetsäBoard Prime FBB EB and MetsäBoard Classic FBB. The climate change impact of MetsäBoard Prime FBB EB (2022) is here for reference as it is derived from third-party verified mother EPD (S-P-09340).

Main difference between the grades MetsäBoard Prime FBB EB and MetsäBoard Classic FBB comes from the associated mills. MetsäBoard Classic FBB is produced in Simpele with higher share of fossil free energy for both pulp and board production compared to Kyro mill where MetsäBoard Prime FBB EB is produced.

Additionally the use of latex is higher in MetsäBoard Prime FBB EB than MetsäBoard Classic FBB. Associated climate impact is 56% higher.

Upstream

Production of plants, energy wares, materials and substances, forestry, production of energy wares and chemicals and other raw materials used in the core processes.

Core

Transportation of all materials (including wood) to the core processes, production of pulp, production of paperboard, and treatment of waste management of production waste

Downstream

Waste management of transport packaging (based on scenarios)

EoL

End-of-life impacts are not part of standard LCA for paper and paperboard products. End-of-life impacts are added on top of the results represented based on the weight of each carton (pages 11,13, 16).

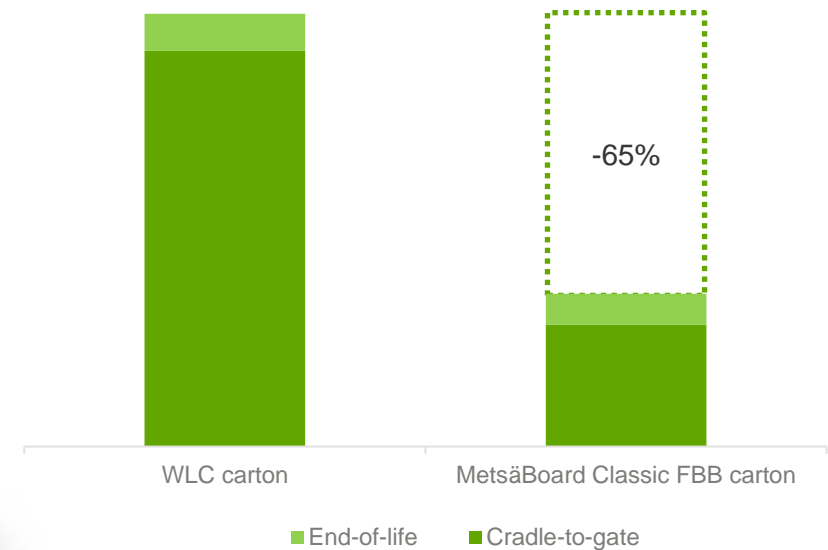
Switching from white lined chipboard to Metsä Board's folding boxboard can **reduce carbon footprint over 60%**

- Cradle-to-gate + EoL impact of a carton made of MetsäBoard
MetsäBoard Classic FBB is 65% lower than a carton made of white lined chipboard representative of European market due to
 - 16% lighter paperboard and packaging with comparable function (cross directional stiffness)
 - High share of fossil free energy in paperboard production
 - The production of white-lined chipboard tend to rely on natural gas as a fuel source
 - If the carbon footprint for Metsä Board's paperboard would had been modelled using location-based electricity (FI*) it would have still been 61% lower than a carton made of white lined chipboard representative of European market

*AIB, Total Supplier Mix 2023 (FI)



Climate Change, GWP100 (kgCO₂e/package)



		Generic solution		New Metsä Board solutions	
Materials and technical parameters	Materials and basis weight	White lined chipboard carton	281 g/m ²	MetsäBoard Classic FBB carton	235 g/m ²
	Caliper	398 µm		425 µm	
	Stiffness Taber 15° CD	7.3 mNm		8.4 mNm	
	Stiffness Taber 15° MD	13.8 mNm		17.0 mNm	
Climate impact	Weight of packaging solution	16.2 g (measured packaging on the market)		13.6 g (16.0% lighter)	
	Process information / Applied dataset(s) to calculate climate impact	RER: White-lined chipboard (WLC), integrated mill, cut-off Sphera LCA for Packaging		Primary data from own processes (2023), secondary data from GaBi and ecoinvent databases.	
	EF 3.1 Climate change (kgCO₂eq) of a packaging solution				
	Cradle-to-gate	0.0156		0.0048	
	End-of-life scenario	Packaging: 75% recycled, 10% incinerated, 8% composted, 7% landfilled. Recycling rate based on EU PEFCR Annex C and other disposal rates are based on Eurostat 2021.			
	End-of-life	0.0015		0.0012	
Total climate impact	0.0171		0.0071 (-65%)		

Glossary on the terminology used in the comparisons

EF3.1	Environmental Footprint and the method is maintained by the European Commission. The use of this impact method is required to align the results from Sphera's LCA for Packaging with Metsä Board's own LCA results and allow comparison
EPD	Environmental Product Declaration
PCR	Product Category Rules
Cradle-to-Gate	An assessment of a partial product life cycle from resource extraction (cradle) to the factory gate (i.e., before it is transported to the consumer)
RER	Europe
Primary data	Data gathered from the actual manufacturing plant where product-specific processes are carried out
Secondary data	Data from commonly available data sources (e.g. databases)
LCA for packaging	A tool to evaluate and understand the environmental impact of different packaging solutions (Sphera)
Managed LCA Content	LCA database with annually updated datasets managed by Sphera
Ecoinvent database	LCA database with information on the environmental impacts of products and services managed by ecoinvent
End-of-life/EoL –scenario	Assumed disposal route of packaging material under study
EU PEFCR Guidance (Annex C)	Default parameters (recycling rate) used in EU Product Environmental Footprint Category Rules (PEFCR) Circular Footprint Formula
Eurostat	Statistical office of the European Union



References

EPD® SYSTEM

The International EPD System. Product Category Rules (PCR): PCR 2010:14 Processed paper and paperboard (3.1). The International EPD System.

EN ISO 14040+A1

EN ISO 14040:2006 + A1:2020 Environmental management - Life cycle assessment - Principles and framework (ISO 14040:2006 + Amd 1:2020)

Sphera LCA for Packaging

<https://sphera.com/sustainable-packaging-calculator/>

Metsä Board's third-party verified EPDs

MetsäBoard Prime FBB EB (<https://www.environdec.com/library/epd9340>)

MetsäBoard Pro FBB Bright (<https://www.environdec.com/library/epd4273>)

Total supplier mix

AIB (https://www.aib-net.org/sites/default/files/assets/facts/residual-mix/2023-AIB_2023_Residual_Mix_FINALResults09072024.pdf)