

Instructions for using spruce plywood

STORAGE

- Plywood products should be stored under cover, in dry conditions
- Protect the panels from contact with water and direct sunlight, which might cause the panels to twist and/or cup
- Avoid very dry and hot storage areas
- Store the panels in packages, avoid loose panels
- Packages and loose panels should always be stored flat, above ground. The base under the panel stack must be level and durable, with adequate support
- It is recommended not to store packages in too high stacks, without storage shelves between packages to ensure safety and stability. Positioning of base under sticks shall be vertically in even line.

When temporarily stored outside or in a humid area:

- Cover plywood packages with a waterproof covering
- If the package has strappings, please remove them to prevent damage caused by swelling

HANDLING

- Use protective gloves when handling spruce plywood
- Plastic wrapping in packages can easily be opened with a knife - all Metsä Wood packaging materials are recyclable
- You can also remove only a few plywood panels from the plastic wrapping. Please close the package top again after removing the panels.
- Avoid handling open packages with a forklift

PROCESSING

Plywood panels can easily be cut, shaped, drilled and fastened with nails, screws, staples by using standard woodworking tools

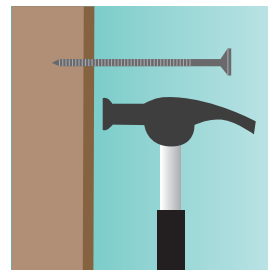

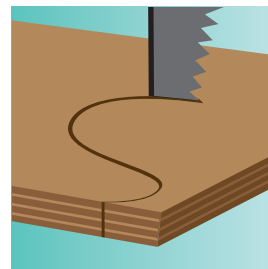

PAINTING

Painting visible plywood parts is recommended when better visual performance is required or better durability in humid conditions is required. A single topcoat is adequate over the primer, but a second topcoat will extend the lifetime of the panel. For a good visual and durable surface two topcoats are required.

Plywood surface should be treated with a colourless acrylic primer for a transparent finish, and the final finishing should be done twice with tinted transparent paint.

For an opaque finish, plywood should be primed with an acrylic or oil-base primer. For primers, use acrylic latex or alkyd oil and follow the recommendations of paint manufacturers. Acrylic paints and alkyd paints intended for outside use are recommended as topcoats.

The compatibility of the paint and primer with plywood is recommended to be confirmed from the supplier. Test coating is always recommended to confirm the adhesion.



This leaflet is provided for information purposes only and no liability or responsibility of any kind is accepted by Metsä Wood or their representatives, although Metsä Wood has used reasonable efforts to verify the accuracy of any advice, recommendation or information. Metsä Wood reserves the right to make alterations to its products, product information and product range without prior notice.